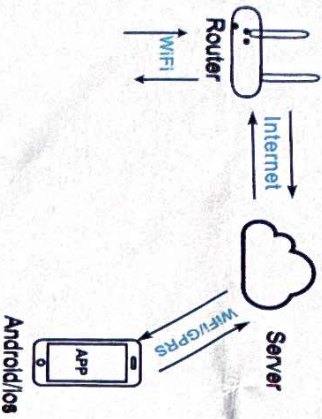


## WiFi Smart Switch

Please check the following before using the device:

- Your phone has been connected to a 2.4G WiFi.
- Your phone system version needs to be Android 5.0/iOS 10.0 or higher.
- Your phone must be able to access the APP store and download the APP.
- If your router has set Mac address filtering, please enter the router settings to turn off it.



Can be connected to electric lights, sockets, fans, motors refrigerators, washing machines clothes washer water heater and other electrical appliances.



Wire correctly according to the instructions of the enclosure. This switch must zero live wire power supply. Live installation is strictly prohibited!

Note: The switching principle of this equipment is through the control circuit fire wire So as to realize the electrical work and stop. This device must The device can work normally only if the power supply is zero live wire.

AC 85-265V

零线 火线



Notte: The switch must be powered up by N and L wires.

## Add Device to eWELink APP


- 1 Download eWELink.




- 2 Connect your phone to 2.4GHz WiFi and turn on Bluetooth.

- 3 Long press pairing button for more than 5 seconds until blue LED Indicator blinks twice quickly and keeps on once to enter pairing mode


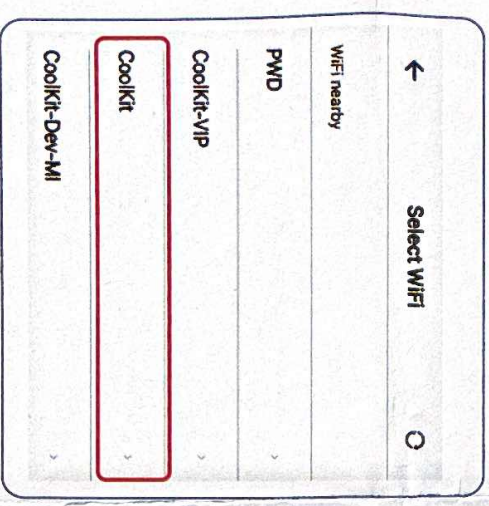

- 4 Open eWELink APP, tap **+** at the bottom of the screen, select "BluetoothPairing", click "Next", it will automatically scan device.



Bluetooth Pairing  
Please turn on bluetooth first.



5 Click discovered device and then select the WiFi, confirm that the relevant information is correct, click "Save", and wait for the device to be connected.



## FAQ

- Q: After the device is successfully added, why does App display that it's offline and can't be controlled?
- A: After the device is added successfully, it needs 1-2 minutes to connect the network. If it is still not online after a long time, please check Wi-Fi indicator to determine device status:
- Blue indicator LED blinks quickly once per second: Device isn't connected to your Wi-Fi.
  - ① Maybe entered incorrect Wi-Fi password.
  - ② It may be that the device is too far away from your router, the signal is too weak, or the environment has interference. Please put the device close to the router first, if there is no improvement, please cut off the power and re-add.
  - ③ The device cannot recognize 5G Wi-Fi, please select 2.4G Wi-Fi to re-add it.
  - ④ Make sure Mac address filtering is not enabled in your router settings. If none of the above attempts work, please use another phone to open a personal hotspot, try to re-add it.
- Blue indicator LED blinks quickly twice per second: it means that the device is connected to Wi-Fi, but not connected to the Internet.
- Please confirm whether your Wi-Fi connection network is stable and normal. If it frequently blinks twice per second, it means that your network is unstable, not product malfunction. If the network is normal, please power off and restart device.

## Factory reset

Press and hold the pairing button for 5 seconds, until the LED indicator blinks twice. At this time, the device resets successfully and enters the Bluetooth pairing mode again.

Note: When changing to a new network, needs to restore the factory settings, and then reconnect to the new network.

eWelink has integrated with mainstream AI platforms. To ensure users can know quickly which platforms/smart speakers are compatible with products, manufacturers can print the poster version with "Works with AI" of eWelink logo and attach it in the package with the user manual.



① Smart products supporting eWelink APP need get the certification of the corresponding platform before using the logo of AI voice platforms. Please refer to the product certification to make a deletion if manufacturers use the version on the package.

\*The name of scanned device will be changed, please refer to the actual situation.  
\*WiFi information in the manual is for display and don't have any practical effect. Please refer to the actual WiFi.